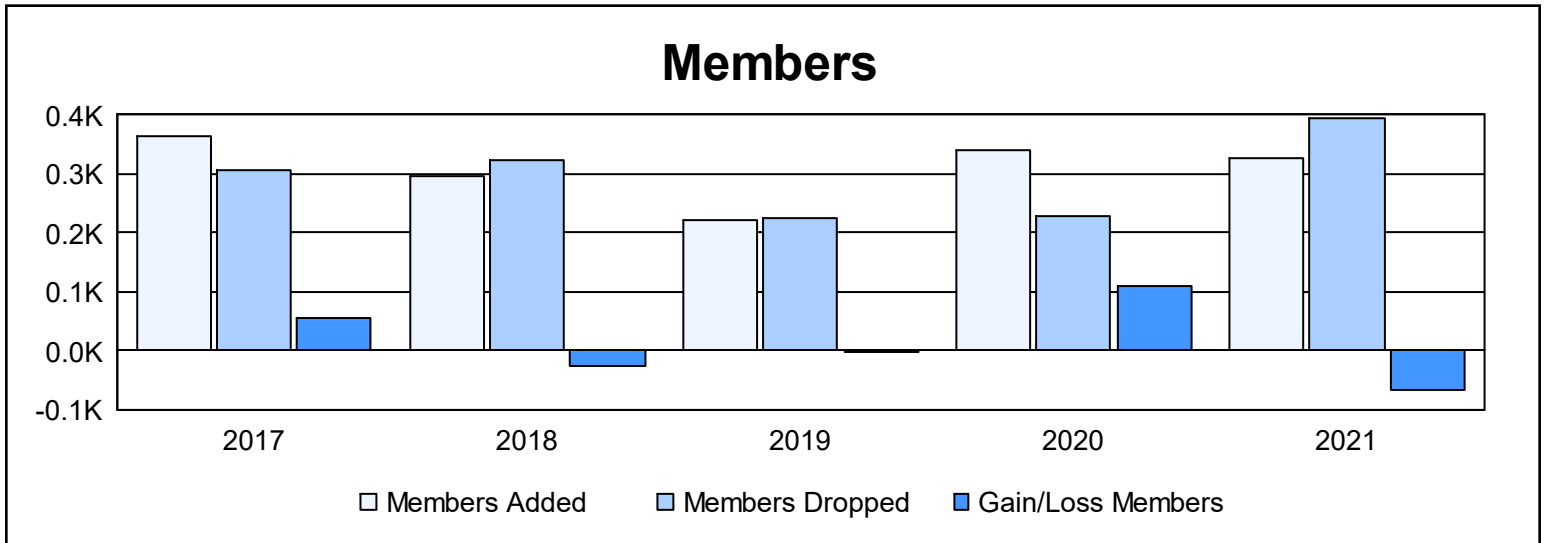
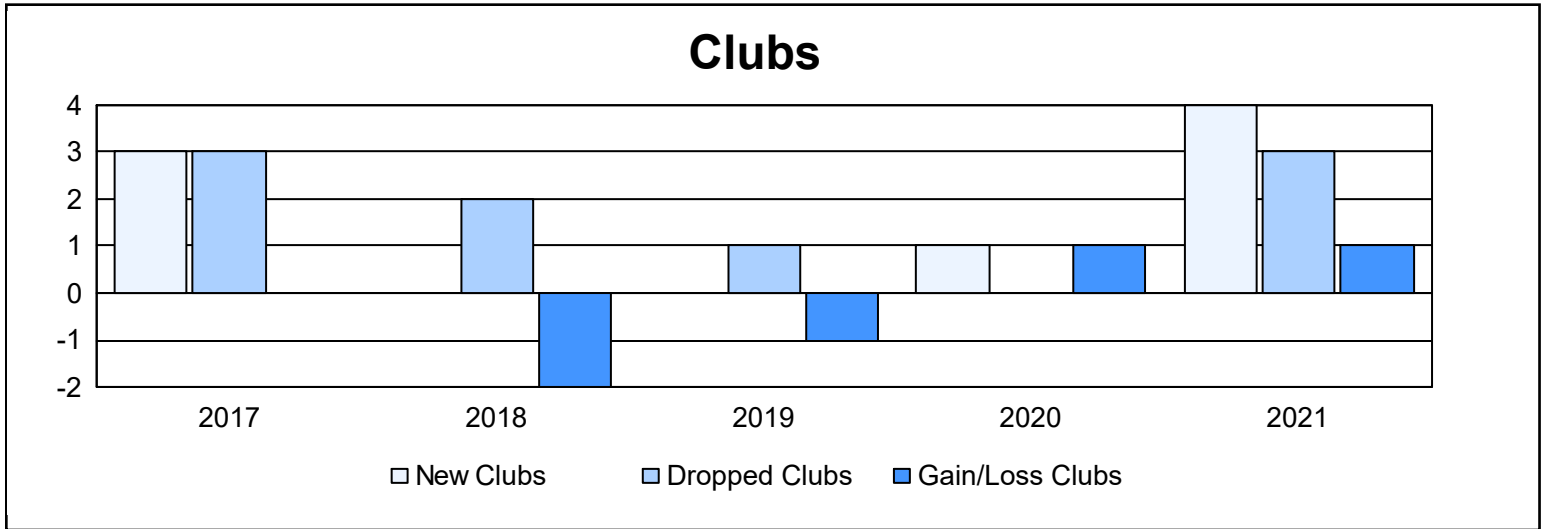
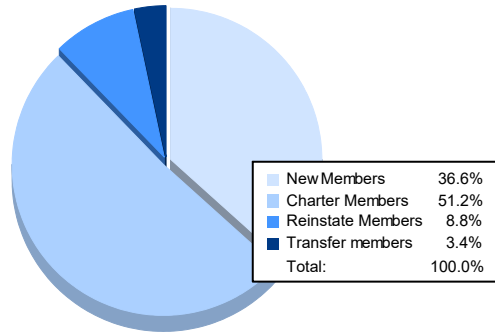


Year	New Clubs	Dropped Clubs	Gain/ Loss Clubs	New Members	Charter Members	Reinstate Members	Transfer Members	Total Member Added	Total Members Dropped	Gain/ Loss Members
2016-2017	3	3	0	221	79	57	6	363	308	55
2017-2018	0	2	-2	222	16	56	4	298	325	-27
2018-2019	0	1	-1	194	5	18	6	223	225	-2
2019-2020	1	0	1	191	104	34	11	340	229	111
2020-2021	4	3	1	120	168	29	11	328	395	-67
<b>Average</b>	<b>2</b>	<b>2</b>	<b>0</b>	<b>190</b>	<b>74</b>	<b>39</b>	<b>8</b>	<b>310</b>	<b>296</b>	<b>14</b>



### Membership Composition June 2021 Cumulative



### Gender Composition June 2021 Cumulative

